

















ACCESSORIES			
<b>UI SEC ...</b> Pin for female hinge MP2 (AA4)	<b>UI SECH ...</b> Pin for female hinge MP6 (AA6)	<b>MRP200</b> Manual oil refill pump	<b>SUPERMATIC46</b> Fluid for hydraulic circuit
			
Ø	Page 2.1.05.24	Page 2.1.05.24	
<b>50</b>	UI SEC 050	UI SECH 050	UI SG 050
<b>63</b>	UI SEC 063	UI SECH 063	UI SG 063
<b>80</b>	UI SEC 080	UI SECH 080	UI SG 080
<b>100</b>	UI SEC 100	UI SECH 100	UI SG 100
<b>125</b>	UI SEC 125	UI SECH 125	UI SG 125
White zinc coating steel	White zinc coating steel	Pump: ABS, steel Adapter: Brass Pipe: Rilsan	Oil DEXRON II Package: 1 lt Rod seals: Polyurethane Other seals: NBR
<b>SR ...</b> NC sensors REED / HALL	<b>SK9 ...</b> IP69K sensor PNP	<b>SKC ...</b> Precise position sensor PNP	<b>Y082LC / Y083LC</b> Straight connectors
			
Page 2.1.05.25	Page 2.1.05.26	Page 2.1.05.26	Page 2.1.05.27
Sensor: PA6 Cable: PUR	Sensor: PA12 Cable: PUR	Sensor: PA Cable: PUR	Connector: PVC Contacts: Gilded brass Cable: PVC
<b>Y45EG3 ...</b> Coils in direct current	<b>Y45EG3 ...</b> Coils in alternate current	<b>CNN2 ...</b> Connectors for coils	<b>CNN2 ... LED</b> Connectors for coils
			
Page 2.1.05.28	Page 2.1.05.28	Page 2.1.05.28	Page 2.1.05.28
Encapsulated PA 6.6 + GLASS FIBER	Encapsulated PA 6.6 + GLASS FIBER	PA6 GF	PA6 GF - PA12

**PISTON ROD ACCESSORIES**

UI IFF ... Female clevis	Bore mm	Code	AA	AB	Ø AC h11	AD $\begin{matrix} +0,30 \\ -0,16 \end{matrix}$	AE ±0,5	AF ±0,5	AG ±0,4	AH ±0,2	AL	
	50	UI IFF 050	16	M16 x 1,5	16	32	32	83	64	36	6	
	63	UI IFF 063	16		M16 x 1,5	16	32	32	83	64	36	6
	80	UI IFF 080	20	M20 x 1,5	20	40	40	105	80	44	5	
	100	UI IFF 100	20		M20 x 1,5	20	40	40	105	80	44	5
	125	UI IFF 125	30		M27 x 2	30	55	54	148	110	65	-

UI IFF ... Clevis and clip in galvanized steel / 1 piece each package

UI IKJ ... Self-lubricating oscillating joint	Alesaggio mm	Codice	AB	Ø AC H7	AM	AN Ch	AO	AP	AQ	Ø AR	Ø AS	Ø AT	AU	AV	AZ
	50	UI IKJ 050	M16 x 1,5	16	28	22	42	21	15	19,3	22	27	8	64	85
	63	UI IKJ 063	M16 x 1,5	16	28	22	42	21	15	19,3	22	27	8	64	85
	80	UI IKJ 080	M20 x 1,5	20	33	30	50	25	18	24,3	27,5	34	10	77	102
	100	UI IKJ 100	M20 x 1,5	20	33	30	50	25	18	24,3	27,5	34	10	77	102
	125	UI IKJ 125	M27 x 2	30	51	41	70	37	25	34,8	40	50	15	110	145

UI IKJ ... Joint in galvanized steel, bush in sintered bronze, ring in hardened bearing steel / 1 piece each package

UI IKK ... Self-aligning joint angular and radial	Bore mm	Code	A	B	C	D	E	Ø F	Ø G	Ø H	L	M	Ch1	Ch2	Ch3	β	Static load daN
	50	UI IKK 050	M16 x 1,5	104	32	10	53	22	32	45	2	30	20	27	41	6	1000
	63	UI IKK 063	M16 x 1,5	104	32	10	53	22	32	45	2	30	20	27	41	6	1000
	80	UI IKK 080	M20 x 1,5	119	40	10	53	22	32	45	2	37	20	27	41	6	1000
	100	UI IKK 100	M20 x 1,5	119	40	10	53	22	32	45	2	37	20	27	41	6	1000
	125	UI IKK 125	M27 x 2	147	54	10	60	32	57	70	2	48	24	54	65	8	3000

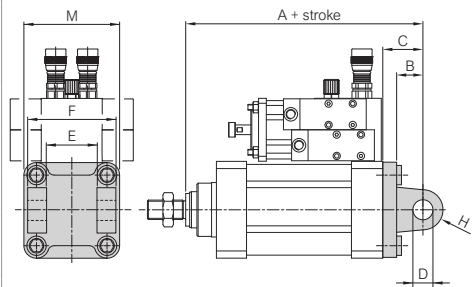
UI IKK ... Joint and nut in galvanized steel steel, pin in burnished steel / 1 piece each package

UI DS ... Rod nut	Bore mm	Code	B	S1	Sw.2 Ch
	50	UI DS 050	M16 x 1,5	8	23
	63	UI DS 063	M16 x 1,5	8	23
	80	UI DS080	M20 x 1,5	10	26
	100	UI DS100	M20 x 1,5	10	28
	125	UI DS125	M27 x 2	13,5	41

UI DS ...Rod nut in galvanized steel / 1 piece each package

**MOUNTING ACCESSORIES**

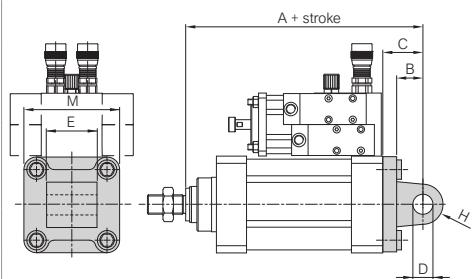
**UI 2801 ... / UI 2901 ...**  
Female hinge (MP2)



Bore mm	Code	A+	B	C	D	E	F	M	H	Fixing screw
50	UI 2801 050 UI 2901 050	170 ±1,25	16	27 ±0,2	12 H9	32 H14	60 h14	65	12	M8 x 25
63	UI 2801 063 UI 2901 063	190	21	32	16	40	70	75	16	M8 x 25
80	UI 2801 080 UI 2901 080	210 ±1,6	22	36	16	50	90	95	16	M10 x 30
100	UI 2801 100 UI 2901 100	230	27	41	20	60	110	115	20	M10 x 30
125	UI 2801 125 UI 2901 125	275 ±2	30	50	25	70	130	140	25	M12 x 35

UI 2801 ... Light alloy / UI 2901 ... Painted steel black cataphoresis / 1 piece each package + 4 screws for fixing to cylinder

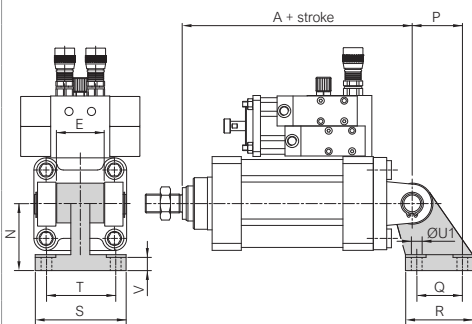
**UI 2802 ... / UI 2902 ...**  
Male hinge (MP4)



Bore mm	Code	A+	B	C	D	E	M	H	Fixing screw
50	UI 2802 050 UI 2902 050	170 ±1,25	16	27 ±0,2	12 H9	32	65	12	M8 x 25
63	UI 2802 063 UI 2902 063	190	21	32	16	40	75	16	M8 x 25
80	UI 2802 080 UI 2902 080	210 ±1,6	22	36	16	50	95	16	M10 x 30
100	UI 2802 100 UI 2902 100	230	27	41	20	60	115	20	M10 x 30
125	UI 2802 125 UI 2902 125	275 ±2	30	50	25	70	140	25	M12 x 35

UI 2802 ... Light alloy / UI 2902 ... Painted steel black cataphoresis / 1 piece each package + 4 screws for fixing to cylinder

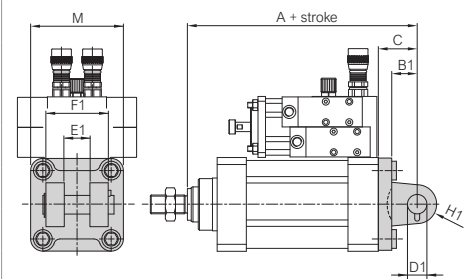
**UI 2803 ... / UI 2903 ...**  
Square joint at 90° (AB7)



Bore mm	Code	A+	E	N	P	Q	R	S	T	ØU1	V
50	UI 2803 050 UI 2903 050	170 ±1,25	32	45 JS15	33 JS14	30 JS14	45	65	50	9	10,4
63	UI 2803 063 UI 2903 063	190	40	50	37	35	50	67	52	9	12,4
80	UI 2803 080 UI 2903 080	210 ±1,6	50	63	47	40	60	86	66	11	11,5
100	UI 2803 100 UI 2903 100	230	60	71	55	50	70	96	76	11	14,5
125	UI 2803 125 UI 2903 125	275 ±2	70	90	70	60	90	124	94	14	16,8

UI 2803 ... Light alloy / UI 2903 ... Painted steel black cataphoresis / 1 piece each package

**UI 2804 ... / UI 2904 ...**  
Narrow female hinge (AB6) with pin UI SECH ...



Bore mm	Code	A+	B1	C	D1	E1	F1	H1	M	Fixing screw
50	UI 2804 050 UI 2904 050	170 ±1,25	16	27 ±0,2	16 f7	21 H14	45 d12	14	65	M8 x 20
63	UI 2804 063 UI 2904 063	190	21	32	16	21	51	18	75	M8 x 20
80	UI 2804 080 UI 2904 080	210 ±1,6	22	36	20	25	65	20	95	M10 x 25
100	UI 2804 100 UI 2904 100	230	27	41	20	25	75	22	115	M10 x 25
125	UI 2804 125 UI 2904 125	275 ±2	30	50	30	37	97	25	140	M12 x 35

UI 2804 ... Light alloy / UI 2904 ... Painted steel black cataphoresis - PIN in white zinc plated steel / 1 piece each package + 4 screws for fixing to cylinder

**MOUNTING ACCESSORIES**

UI 2805 ... / UI 2905 ... Narrow male hinge with articulated head (MP6)		Bore	Code	A+	AQ	B1	C	D1	E1	M	H2	Fixing screw
		mm					±0,2	H7	±0,2			ISO 4762
	50	UI 2805 050 UI 2905 050	170	±1,25	15	16	27	16	21	65	21	M8 x 20
	63	UI 2805 063 UI 2905 063	190		15	21	32	16	21	75	24	M8 x 20
	80	UI 2805 080 UI 2905 080	210	±1,6	18	22	36	20	25	95	28,5	M10 x 25
	100	UI 2805 100 UI 2905 100	230		18	27	41	20	25	115	30	M10 x 25
	125	UI 2805 125 UI 2905 125	275	±2	25	30	50	30	37	140	40	M12 x 35
UI 2805 ... Light alloy / UI 2905 ... Painted steel black cataphoresis / 1 piece each package + 4 screws for fixing to cylinder												

UI 2806 ... / UI 2906 ... Square joint at 90° with articulated head		Bore	Code	A+	AQ	E1	N	P	Q	R	S	T	Ø U	V
		mm				$0_{-0,1}$	JS15	JS15	JS14			JS14	H13	$+0,5_0$
	50	UI 2806 050 UI 2906 050	170	±1,25	15	21	45	33	30	45	65	50	9	10,5
	63	UI 2806 063 UI 2906 063	190		15	21	50	37	35	50	67	52	9	10,5
	80	UI 2806 080 UI 2906 080	210	±1,6	18	25	63	47	40	60	86	66	11	11,5
	100	UI 2806 100 UI 2906 100	230		18	25	71	55	50	70	96	76	11	12,5
	125	UI 2806 125 UI 2906 125	275	±2	25	37	90	70	60	90	124	94	13,5	17
UI 2806 ... Light alloy / UI 2906 ... Painted steel black cataphoresis / 1 piece each package														

UI 2907 ... Front and rear flange ISO (MF1-MF2)		Bore	Code	A1+	B2	C1	D2	E2	F2	G	M	Fixing screw	
		mm			±0,2		JS14	JS14	H13			ISO 4762	
	50	UI 2907 050	155	±1,25	12	110	90	45	9	25	±1,6	65	M8 x 20
	63	UI 2907 063	170		12	120	100	50	9	25		75	M8 x 20
	80	UI 2907 080	190	±1,6	16	150	126	63	12	30	±2	95	M10 x 20
	100	UI 2907 100	205		16	170	150	75	14	35		115	M10 x 20
	125	UI 2907 125	245	±2	20	205	180	90	16	45	±2,5	140	M12 x 30
UI 2907 ... White zinc plated steel / 1 piece each package + 4 screws for fixing to cylinder													

UI 2908 ... Low foot pedestal (MS1)		Bore	Code	A2+	B3	C2	E2	Ø G1	M	N	Q1+	Q2	V1	Fixing screw		
		mm			±0,2			JS14	H14	JS16			±0,5	ISO 4762		
	50	UI 2908 050	175	±1,25	32	47	45	9	65	45	170	±1,6	5	±0,35	5	M8 x 20
	63	UI 2908 063	190		32	45	50	9	75	50	185		5		5	M8 x 20
	80	UI 2908 080	215	±1,6	41	55	63	12	95	63	210	±2	5	±0,4	6	M10 x 25
	100	UI 2908 100	230		41	57	75	14	115	71	220		10		6	M10 x 25
	125	UI 2908 125	270	±2	45	70	90	16	140	90	250	±2,5	20	±0,5	8	M12 x 35
UI 2908 ... White zinc plated steel / 1 piece each package + 2 screws for fixing to cylinder																

**MOUNTING ACCESSORIES**

UI 2909 ... TQ (series UI) Adjustable intermediate hinge (MT4)	Bore mm	Code	A3 h14	B4 h14	C3	Ø D3 e9	E3	Xmin
	50	UI 2909 050 TQ	75	16	71	16	20	81
	63	UI 2909 063 TQ	90	20	84	20	26	89
	80	UI 2909 080 TQ	110	20	105	20	26	99
	100	UI 2909 100 TQ	132	25	129	25	32	108,5
	125	UI 2909 125 TQ	160	25	154	25	33	126,5

UI 2909 ... White zinc plated steel / 1 piece each package + 8 set head screws for fixing to cylinder

Bore mm	Xmax									
	Stroke 50 + 170	Stroke 171 + 420	Stroke 421 + 590	Stroke 591 + 745	Stroke 746 + 900	Stroke 901 + 1130				
50	stroke - 57	stroke - 107	stroke - 147	stroke - 170	stroke - 217	stroke - 249				

Bore mm	Xmax									
	Stroke 50 + 170	Stroke 171 + 220	Stroke 221 + 320	Stroke 321 + 410	Stroke 411 + 510	Stroke 511 + 640	Stroke 641 + 800	Stroke 801 + 950	Stroke 951 + 1100	
63	stroke - 42	stroke - 92	stroke - 132	stroke - 155	stroke - 202	stroke - 234	stroke - 278	stroke - 344	stroke - 432	
80	stroke - 26	stroke - 76	stroke - 116	stroke - 139	stroke - 186	stroke - 218	stroke - 262	stroke - 328	stroke - 416	
100	stroke - 11	stroke - 61	stroke - 101	stroke - 124	stroke - 171	stroke - 203	stroke - 247	stroke - 313	stroke - 401	
125	stroke + 25	stroke - 25	stroke - 65	stroke - 88	stroke - 135	stroke - 167	stroke - 211	stroke - 277	stroke - 365	

If the obtained value of "Xmax" is less than the corresponding value of "Xmin": the adjustable intermediate hinge can not be mounted.

UI 2909 ... TQ (series UT) Adjustable intermediate hinge (MT4)	Bore mm	Code	A3 h14	B4 h14	C3	Ø D3 e9	E3	Xmin	Xmax +
	50	UI 2909 050 TQ	75	16	71	16	20	81	84
	63	UI 2909 063 TQ	90	20	84	20	26	89	96
	80	UI 2909 080 TQ	110	20	105	20	26	99	109
	100	UI 2909 100 TQ	132	25	129	25	32	108,5	124
	125	UI 2909 125 TQ	160	25	154	25	33	126,5	159,5

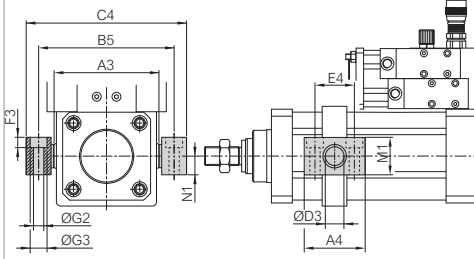
UI 2909 ... White zinc plated steel / 1 piece each package + 8 set head screws for fixing to cylinder

UI 2909 ... TQ (serie UB) Adjustable intermediate hinge (MT4)	Bore mm	Code	A3 h14	B4 h14	C3	Ø D3 e9	E3	Xmin	Xmax +
	50	UI 2909 050 TQ	75	16	71	16	20	81	40
	63	UI 2909 063 TQ	90	20	84	20	26	89	52
	80	UI 2909 080 TQ	110	20	105	20	26	99	65
	100	UI 2909 100 TQ	132	25	129	25	32	108,5	80
	125	UI 2909 125 TQ	160	25	154	25	33	126,5	115,5

UI 2909 ... White zinc plated steel / 1 piece each package + 8 set head screws for fixing to cylinder

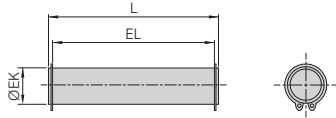
**MOUNTING ACCESSORIES**

UI 2910 ... Support for intermediate hinge (AT4)	Bore mm	Code	A3 h14	A4	B5	C4	Ø D3 F7	E4 ±0,2	F3 ±0,5	Ø G2 H13	Ø G3 H13	M1	N1 ±0,1
	50	UI 2910 050	75	55	99	117	16	36	9	9	15	36	18
	63	UI 2910 063	90	65	116	136	20	42	11	11	18	40	20
	80	UI 2910 080	110	65	136	156	20	42	11	11	18	40	20
	100	UI 2910 100	132	75	164	189	25	50	13	14	20	50	25
	125	UI 2910 125	160	75	192	217	25	50	13	14	20	50	25



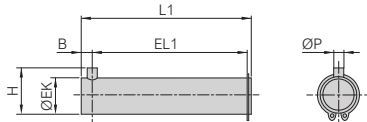
UI 2910 ... White zinc plated steel / 1 piece each package + 8 set head screws for fixing to cylinder

UI SEC ... Pin for female hinge MP2 (AA4)	Bore mm	Code	Ø EK e8	EL <sup>+0,3</sup> <sub>0</sub>	L
	50	UI SEC 050	12	61	68
	63	UI SEC 063	16	71	78
	80	UI SEC 080	16	91	98
	100	UI SEC 100	20	111	118
	125	UI SEC 125	25	132	139



UI SEC ... White zinc plated steel / 1 piece each package + 2 retaining rings DIN 471

UI SECH ... Pin for female hinge MP6 (AA6)	Bore mm	Code	B	Ø EK f7	EL1 <sup>+0,5</sup> <sub>+0,3</sub>	H <sup>0</sup> <sub>-0,5</sub>	L1	Ø P h12	
	50	UI SECH 050	6	0 -1	16	43	20	54	4
	63	UI SECH 063	6		16	49	20	60	4
	80	UI SECH 080	6		20	63	24	75	4
	100	UI SECH 100	6		20	73	24	85	4
	125	UI SECH 125	9	0 -2	30	94	36	110	6



UI SECH ... White zinc plated steel / 1 piece each package + 1 retaining ring DIN 471

**MANUAL REFILL PUMP MRP200**

MRP200 Manual oil refill pump	Technical features	
	<b>Code</b>	MRP200
	<b>Threaded connection</b>	Gas 1/4" (ISO 228)
	<b>Pipe length <sup>(2)</sup></b>	500 mm
	<b>Inside diameter of the pipe</b>	4 mm
	<b>Tank capacity</b>	200 ml

MRP200 / Body in ABS, tank and lever in carbon steel, pipe in Rilsan, NBR seals - 1 piece each package