



ACCESSORIES							
	CC SEC ... Pin for female hinge MP2 (AA4)	CC SECH ... Pin for female hinge MP6 (AA6)	CC HGSB ... Piston rod guide H shape with slide bearings support	CC HGBB ... Piston rod guide H shape with ball bearings support	CC UGSB ... Piston rod guide U shape with slide bearings support	CC RL ... A Static locking unit	CC RL ... B Static locking unit
Ø	Page 1.3.10.9	Page 1.3.10.9	Page 1.3.10.10	Page 1.3.10.10	Page 1.3.10.11	Page 1.3.10.12	Page 1.3.10.12
32	CC SEC 32	CC SECH 32	CC HGSB 32	CC HGBB 32	CC UGSB 32	CC RL 32 A	CC RL 32 B
40	CC SEC 40	CC SECH 40	CC HGSB 40	CC HGBB 40	CC UGSB 40	CC RL 40 A	CC RL 40 B
50	CC SEC 50	CC SECH 50	CC HGSB 50	CC HGBB 50	CC UGSB 50	CC RL 50 A	CC RL 50 B
63	CC SEC 63	CC SECH 63	CC HGSB 63	CC HGBB 63	CC UGSB 63	CC RL 63 A	CC RL 63 B
80	CC SEC 80	CC SECH 80	CC HGSB 80	CC HGBB 80	CC UGSB 80	CC RL 80 A	CC RL 80 B
100	CC SEC 100	CC SECH 100	CC HGSB 100	CC HGBB 100	CC UGSB 100	CC RL 100 A	CC RL 100 B
125	CC SEC 125	CC SECH 125	CC HGSB 100	CC HGBB 100	CC UGSB 100	CC RL 125 A	CC RL 125 B
	White zinc coating steel	White zinc coating steel	Body: Anodised aluminium Rods: Chrome plated steel Bush: Sinterized bronze	Body: Anodised aluminium Rods: Chrome plated steel Bush: Spherical bearings	Body: Anodised aluminium Rods: Chrome plated steel Bush: Sinterized bronze	Body: Anodised aluminium Jaws: Brass Springs: Spring steel	Body: Anodised aluminium Jaws: Brass Springs: Spring steel
	CC SG ... Standard seals kit	CC SGV ... High temperature seals kit	CC SGVS ... Seals kit, rod in FKM other as standard				
Ø	CC SG 032	CC SGV 032	CC SGVS 032				
40	CC SG 040	CC SGV 040	CC SGVS 040				
50	CC SG 050	CC SGV 050	CC SGVS 050				
63	CC SG 063	CC SGV 063	CC SGVS 063				
80	CC SG 080	CC SGV 080	CC SGVS 080				
100	CC SG 100	CC SGV 100	CC SGVS 100				
125	CC SG 125	CC SGV 125	CC SGVS 125				
	Rod seals: Polyurethane Other seals: NBR	Seals in FKM	Rod seals: FKM Other seals: NBR				
	SR ... NC sensors REED / HALL	SK9 ... IP69K sensor PNP	SKC ... Precise position sensor PNP	SEX ... ATEX IIG sensor PNP	SHT ... High temperature sensor REED	Y082LC/Y083LC Straight connectors	CC SHT ... Bracket for sensor SHT
Ø	Page 1.3.10.13	Page 1.3.10.14	Page 1.3.10.14	Page 1.3.10.14	Page 1.3.10.15	Pagina 1.3.10.15	Page 1.3.10.16
32							CC SHT 032
40							CC SHT 040
50							CC SHT 050
63							CC SHT 063
80							CC SHT 080
100							CC SHT 100
125							CC SHT 125
	Sensor: PA6 Cable: PUR	Sensor: PA12 Cable: PUR	Sensor: PA Cable: PUR	Sensor: PA Cable: PVC	Sensor: Aluminium Cable: PTFE	Connector: PVC Contacts: Gilded brass Cable: PVC	Anodised aluminium

**PISTON ROD ACCESSORIES**

CC IFF ... Female clevis	Bore mm	Code	AA	AB	∅ AC	AD	AE	AF	AG	AH	AL	
					h11	$^{+0,30}_{-0,16}$	±0,5	±0,5	±0,4	±0,2		
	32	CC IFF 032	10	$^{+0,37}_{+0,15}$    $^{+0,70}_{+0,15}$	M10 x 1,25	10	20	20	52	40	23	3
	40	CC IFF 040	12		M12 x 1,25	12	24	24	62	48	28	4
	50	CC IFF 050	16		M16 x 1,5	16	32	32	83	64	36	6
	63	CC IFF 063	16		M16 x 1,5	16	32	32	83	64	36	6
	80	CC IFF 080	20		M20 x 1,5	20	40	40	105	80	44	5
	100	CC IFF 100	20		M20 x 1,5	20	40	40	105	80	44	5
	125	CC IFF 125	30		M27 x 2	30	55	54	148	110	65	-
CC IFF ... Clevis and clip in zinc plated steel / 1 piece each package												

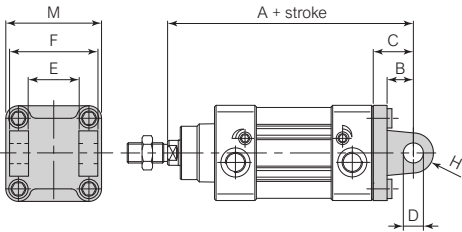
CC IKJ ... Self-lubricating oscillating joint	Bore mm	Code	AB	∅ AC	AM	AN	AO	AP	AQ	∅ AR	∅ AS	∅ AT	AU	AV	AZ
				H7		Ch									
	32	CC IKJ 032	M10 x 1,25	10	20	17	28	14	10,5	12,9	15	19	6,5	43	57
	40	CC IKJ 040	M12 x 1,25	12	22	19	32	16	12	15,4	17,5	22	6,5	50	66
	50	CC IKJ 050	M16 x 1,5	16	28	22	42	21	15	19,3	22	27	8	64	85
	63	CC IKJ 063	M16 x 1,5	16	28	22	42	21	15	19,3	22	27	8	64	85
	80	CC IKJ 080	M20 x 1,5	20	33	30	50	25	18	24,3	27,5	34	10	77	102
	100	CC IKJ 100	M20 x 1,5	20	33	30	50	25	18	24,3	27,5	34	10	77	102
	125	CC IKJ 125	M27 x 2	30	51	41	70	37	25	34,8	40	50	15	110	145
CC IKJ ... Joint in zinc plated steel, bush in sintered bronze, ring in hardened bearing steel / 1 piece each package															

CC IKK ... Self-aligning joint angular and radial	Bore mm	Code	A	B	C	D	E	∅ F	∅ G	∅ H	L	M	Ch1	Ch2	Ch3	°β	Static load daN
	32	CC IKK 032	M10 x 1,25	71,5	20	7,5	35	14	22	32	2	22	12	19	30	8	500
	40	CC IKK 040	M12 x 1,25	75,5	24	7,5	35	14	22	32	2	22	12	19	30	8	500
	50	CC IKK 050	M16 x 1,5	104	32	10	53	22	32	45	2	30	20	27	41	6	1000
	63	CC IKK 063	M16 x 1,5	104	32	10	53	22	32	45	2	30	20	27	41	6	1000
	80	CC IKK 080	M20 x 1,5	119	40	10	53	22	32	45	2	37	20	27	41	6	1000
	100	CC IKK 100	M20 x 1,5	119	40	10	53	22	32	45	2	37	20	27	41	6	1000
	125	CC IKK 125	M27 x 2	147	54	10	60	32	57	70	2	48	24	54	65	8	3000
CC IKK ... Joint and nut in zinc plated steel, pin in burnished steel / 1 piece each package																	

**MOUNTING ACCESSORIES**

**CC 2801 ... / CC 2901 ...**

Female hinge (MP2)

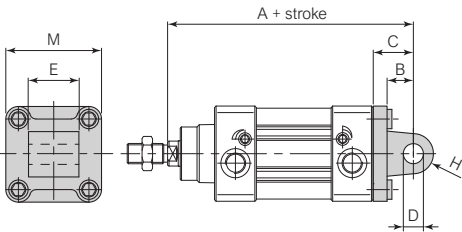


Bore mm	Code	A+	B	C	D	E	F	M	H	Fixing screw
32	CC 2801 032 CC 2901 032	142	13	22	10	26	45	45	10	M6 x 18
40	CC 2801 040 CC 2901 040	160	16	25	12	28	52	52	12	M6 x 18
50	CC 2801 050 CC 2901 050	170	16	27	12	32	60	65	12	M8 x 25
63	CC 2801 063 CC 2901 063	190	21	32	16	40	70	75	16	M8 x 25
80	CC 2801 080 CC 2901 080	210	22	36	16	50	90	95	16	M10 x 30
100	CC 2801 100 CC 2901 100	230	27	41	20	60	110	115	20	M10 x 30
125	CC 2801 125 CC 2901 125	275	30	50	25	70	130	140	25	M12 x 35

CC 2801 ... Light alloy / CC 2901 ... Painted steel black cataphoresis / 1 piece each package + 4 screws for fixing to cylinder

**CC 2802 ... / CC 2902 ...**

Male hinge (MP4)

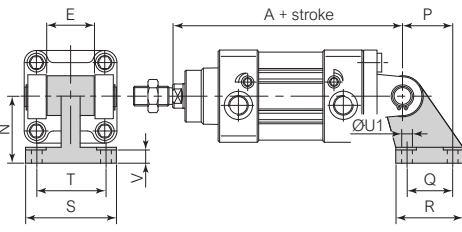


Bore mm	Code	A+	B	C	D	E	M	H	Fixing screw
32	CC 2802 032 CC 2902 032	142	13	22	10	26	45	10	M6 x 18
40	CC 2802 040 CC 2902 040	160	16	25	12	28	52	12	M6 x 18
50	CC 2802 050 CC 2902 050	170	16	27	12	32	65	12	M8 x 25
63	CC 2802 063 CC 2902 063	190	21	32	16	40	75	16	M8 x 25
80	CC 2802 080 CC 2902 080	210	22	36	16	50	95	16	M10 x 30
100	CC 2802 100 CC 2902 100	230	27	41	20	60	115	20	M10 x 30
125	CC 2802 125 CC 2902 125	275	30	50	25	70	140	25	M12 x 35

CC 2802 ... Light alloy / CC 2902 ... Painted steel black cataphoresis / 1 piece each package + 4 screws for fixing to cylinder

**CC 2803 ... / CC 2903 ...**

Square joint at 90° (AB7)

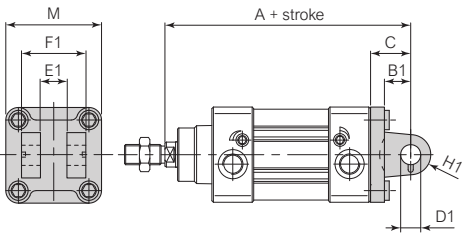


Bore mm	Code	A+	E	N	P	Q	R	S	T	ØU1	V
32	CC 2803 032 CC 2903 032	142	26	32	21	18	31	51	38	6,6	6,4
40	CC 2803 040 CC 2903 040	160	28	36	24	22	35	54	41	6,6	8,4
50	CC 2803 050 CC 2903 050	170	32	45	33	30	45	65	50	9	10,4
63	CC 2803 063 CC 2903 063	190	40	50	37	35	50	67	52	9	12,4
80	CC 2803 080 CC 2903 080	210	50	63	47	40	60	86	66	11	11,5
100	CC 2803 100 CC 2903 100	230	60	71	55	50	70	96	76	11	14,5
125	CC 2803 125 CC 2903 125	275	70	90	70	60	90	124	94	14	16,8

CC 2803 ... Light alloy / CC 2903 ... Painted steel black cataphoresis / 1 piece each package

**CC 2804 ... / CC 2904 ...**

Narrow female hinge (AB6)



Bore mm	Code	A+	B1	C	D1	E1	F1	H1	M	Fixing screw
32	CC 2804 032 CC 2904 032	142	13	22	10	14	34	10	45	M6 x 18
40	CC 2804 040 CC 2904 040	160	16	25	12	16	40	12	52	M6 x 18
50	CC 2804 050 CC 2904 050	170	16	27	16	21	45	14	65	M8 x 20
63	CC 2804 063 CC 2904 063	190	21	32	16	21	51	18	75	M8 x 20
80	CC 2804 080 CC 2904 080	210	22	36	20	25	65	20	95	M10 x 25
100	CC 2804 100 CC 2904 100	230	27	41	20	25	75	22	115	M10 x 25
125	CC 2804 125 CC 2904 125	275	30	50	30	37	97	25	140	M12 x 35

CC 2804 ... Light alloy / CC 2904 ... Painted steel black cataphoresis / 1 piece each package + 4 screws for fixing to cylinder

**MOUNTING ACCESSORIES**

<b>CC 2805 ... / CC 2905 ...</b> Narrow male hinge with articulated head (MP6)		Bore mm	Code	A+	B1	C ±0,2	D1 H7	E1 ±0,2	M	H2	Fixing screw ISO 4762
	32	CC 2805 032 CC 2905 032	142	±1,25	13	22	10	14	45	16	M6 x 18
	40	CC 2805 040 CC 2905 040	160		16	25	12	16	52	19	M6 x 18
	50	CC 2805 050 CC 2905 050	170		16	27	16	21	65	21	M8 x 20
	63	CC 2805 063 CC 2905 063	190	±1,6	21	32	16	21	75	24	M8 x 20
	80	CC 2805 080 CC 2905 080	210		22	36	20	25	95	28,5	M10 x 25
	100	CC 2805 100 CC 2905 100	230		27	41	20	25	115	30	M10 x 25
	125	CC 2805 125 CC 2905 125	275		±2	30	50	30	37	140	40

CC 2805 ... Light alloy / CC 2905 ... Painted steel black cataphoresis / 1 piece each package + 4 screws for fixing to cylinder

<b>CC 2806 ... / CC 2906 ...</b> Square joint at 90° with articulated head		Bore mm	Code	A+	E1 0 -0,1	N JS15	P JS15	Q JS14	R	S	T JS14	ØU H13	V +0,5 0
	32	CC 2806 032 CC 2906 032	142	±1,25	14	32	21	18	31	51	38	6,6	8,5
	40	CC 2806 040 CC 2906 040	160		16	36	24	22	35	54	41	6,6	8,5
	50	CC 2806 050 CC 2906 050	170		21	45	33	30	45	65	50	9	10,5
	63	CC 2806 063 CC 2906 063	190	±1,6	21	50	37	35	50	67	52	9	10,5
	80	CC 2806 080 CC 2906 080	210		25	63	47	40	60	86	66	11	11,5
	100	CC 2806 100 CC 2906 100	230		25	71	55	50	70	96	76	11	12,5
	125	CC 2806 125 CC 2906 125	275		±2	37	90	70	60	90	124	94	13,5

CC 2806 ... Light alloy / CC 2906 ... Painted steel black cataphoresis / 1 piece each package

<b>CC 2907 ...</b> Front and rear flange ISO (MF1-MF2)		Bore mm	Code	A1+	B2 ±0,2	C1 JS14	D2 JS14	E2 H13	F2	G	M	Fixing screw ISO 4762	
	32	CC 2907 032	130	±1,25	10	80	64	32	7	16	45	M6 x 18	
	40	CC 2907 040	145		10	90	72	36	9	20	±1,6	52	M6 x 18
	50	CC 2907 050	155		12	110	90	45	9	25	65	M8 x 20	
	63	CC 2907 063	170	±1,6	12	120	100	50	9	25	75	M8 x 20	
	80	CC 2907 080	190		16	150	126	63	12	30	±2	95	M10 x 20
	100	CC 2907 100	205		16	170	150	75	14	35	115	M10 x 20	
	125	CC 2907 125	245		±2	20	205	180	90	16	45	±2,5	140

CC 2907 ... White zinc plated steel / 1 piece each package + 4 screws for fixing to cylinder

<b>CC 2908 ...</b> Low foot pedestal (MS1)		Bore mm	Code	A2+	B3 ±0,2	C2 JS14	E2 H14	ØG1 JS16	M	N	Q1+ ±0,5	V1 ±0,5	Fixing screw ISO 4762	
	32	CC 2908 032	144	±1,25	24	35	32	7	45	32	142	4	M6 x 18	
	40	CC 2908 040	163		28	36	36	9	52	36	161	±1,25	4	M6 x 18
	50	CC 2908 050	175		32	47	45	9	65	45	170	5	M8 x 20	
	63	CC 2908 063	190	±1,6	32	45	50	9	75	50	185	5	M8 x 20	
	80	CC 2908 080	215		41	55	63	12	95	63	210	±1,6	6	M10 x 25
	100	CC 2908 100	230		41	57	75	14	115	71	220	6	M10 x 25	
	125	CC 2908 125	270		±2	45	70	90	16	140	90	250	±2	8

CC 2908 ... White zinc plated steel / 1 piece each package + 2 screws for fixing to cylinder

**MOUNTING ACCESSORIES**

CC 2909 ... Adjustable intermediate hinge (MT4)	Bore mm	Code	A3 h14	B4 h14	C3	Ø D3 e9	E3	Xmin	Xmax +
	32	CC 2909 032	50	12	48,5	12	18	62	84
	40	CC 2909 040	63	16	59	16	20	71	94
	50	CC 2909 050	75	16	71	16	20	78	102
	63	CC 2909 063	90	20	84	20	26	83	112
	80	CC 2909 080	110	20	105	20	26	95	125
	100	CC 2909 100	132	25	129	25	32	104	136
	125	CC 2909 125	160	25	154	25	33	126,7	163.3

CC 2909 ... White zinc plated steel / 1 piece each package + 8 set head screws for fixing to cylinder

CC 2910 ... Support for intermediate hinge (AT4)	Bore mm	Code	A3 h14	A4	B5	C4	Ø D3 F7	E4 ±0,2	F3 ±0,5	Ø G2 H13	Ø G3 H13	M1	N1 ±0,1
	32	CC 2910 032	50	46	71	86	12	32	7	6,6	11	30	15
	40	CC 2910 040	63	55	87	105	16	36	9	9	15	36	18
	50	CC 2910 050	75	55	99	117	16	36	9	9	15	36	18
	63	CC 2910 063	90	65	116	136	20	42	11	11	18	40	20
	80	CC 2910 080	110	65	136	156	20	42	11	11	18	40	20
	100	CC 2910 100	132	75	164	189	25	50	13	14	20	50	25
	125	CC 2910 125	160	75	192	217	25	50	13	14	20	50	25

CC 2910 ... White zinc plated steel, bush in sintered bronze / 2 pieces each package

CC SEC ... Pin for female hinge MP2 (AA4)	Bore mm	Code	Ø EK e8	EL <sup>+0,3</sup> 0	L
	32	CC SEC 032	10	46	53
	40	CC SEC 040	12	53	60
	50	CC SEC 050	12	61	68
	63	CC SEC 063	16	71	78
	80	CC SEC 080	16	91	98
	100	CC SEC 100	20	111	118
	125	CC SEC 125	25	132	139

CC SEC ... White zinc plated steel / 1 piece each package + 2 retaining rings DIN 471

CC SECH ... Pin for female hinge MP6 (AA6)	Bore mm	Code	B	Ø EK f7	EL1 <sup>+0,5</sup> <sup>+0,3</sup> 0	H 0 -0,5	L1	Ø P h12	
	32	CC SECH 032	4,5	0 -1	10	32,5	14	41	3
	40	CC SECH 040	6		12	38	16	48	4
	50	CC SECH 050	6		16	43	20	54	4
	63	CC SECH 063	6		16	49	20	60	4
	80	CC SECH 080	6		20	63	24	75	4
	100	CC SECH 100	6		20	73	24	85	4
	125	CC SECH 125	9	0 -2	30	94	36	110	6

CC SECH ... White zinc plated steel / 1 piece each package + 1 retaining ring DIN 471