

ACCESSORI								
CD 2910 ...	CD SEC ...	CD SECH ...	CX HGSB ...	CX HGBB ...	CX UGSB ...	CX RL ... A	CX RL ... B	
Support for intermediate hinge (AT4)	Pin for female hinge MP2 (AA4)	Pin for female hinge MP6 (AA6)	Piston rod guide H shape with slide bearings support	Piston rod guide H shape with ball bearings support	Piston rod guide U shape with slide bearings support	Static locking unit	Static locking unit	
Ø Page 1.3.15.9	Page 1.3.15.10	Page 1.3.15.10	Page 1.3.15.11	Page 1.3.15.11	Page 1.3.15.12	Page 1.3.15.13	Page 1.3.15.13	
32 CD 2910 32	CD SEC 32	CD SECH 32	CX HGSB 32	CX HGBB 32	CX UGSB 32	CX RL 032 A	CX RL 032 B	
40 CD 2910 40	CD SEC 40	CD SECH 40	CX HGSB 40	CX HGBB 40	CX UGSB 40	CX RL 040 A	CX RL 040 B	
50 CD 2910 50	CD SEC 50	CD SECH 50	CX HGSB 50	CX HGBB 50	CX UGSB 50	CX RL 050 A	CX RL 050 B	
63 CD 2910 63	CD SEC 63	CD SECH 63	CX HGSB 63	CX HGBB 63	CX UGSB 63	CX RL 063 A	CX RL 063 B	
80 CD 2910 80	CD SEC 80	CD SECH 80	CX HGSB 80	CX HGBB 80	CX UGSB 80	CX RL 080 A	CX RL 080 B	
100 CD 2910 100	CD SEC 100	CD SECH 100	CX HGSB 100	CX HGBB 100	CX UGSB 100	CX RL 100 A	CX RL 100 B	
125 CD 2910 125	CD SEC 125	CD SECH 125	-	-	-	CX RL 125 A	CX RL 125 B	
White zinc coating steel Bush in sinterized bronze	White zinc coating steel	White zinc coating steel	Body: Anodised aluminium Rods: Chrome plated steel Bush: Sinterized bronze	Body: Anodised aluminium Rods: Chrome plated steel Bush: Spherical bearings	Body: Anodised aluminium Rods: Chrome plated steel Bush: Sinterized bronze	Body: Anodised aluminium Jaws: Brass Springs: Spring steel	Body: Anodised aluminium Jaws: Brass Springs: Spring steel	
CD SG ...	CD SGV ...	CD SGVS ...	CDM SG ...	CDM SGV ...				
Standard seals kit	High temperature seals kit	Seals kit, rod in FKM other as standard	Standard seals kit Magnetic	High temperature seals kit Magnetic				
Ø								
32 CD SG 32	CD SGV 32	CD SGVS 32	CDM SG 32	CDM SGV 32				
40 CD SG 40	CD SGV 40	CD SGVS 40	CDM SG 40	CDM SGV 40				
50 CD SG 50	CD SGV 50	CD SGVS 50	CDM SG 50	CDM SGV 50				
63 CD SG 63	CD SGV 63	CD SGVS 63	CDM SG 63	CDM SGV 63				
80 CD SG 80	CD SGV 80	CD SGVS 80	CDM SG 80	CDM SGV 80				
100 CD SG 100	CD SGV 100	CD SGVS 100	CDM SG 100	CDM SGV 100				
125 CD SG 125	CD SGV 125	CD SGVS 125	CDM SG 125	CDM SGV 125				
Rod seals: Polyurethane Other seals: NBR	Seals in FKM	Rod seals: FKM Other seals: NBR	Rod seals: Polyurethane Other seals: NBR	Seals in FKM				
SR ...	SK9 ...	SKC ...	SEX ...	SHT ...	Y082LC/Y083LC	ST- ...	CD SHT ...T	
NC sensors REED / HALL	IP69K sensor PNP	Precise position sensor PNP	ATEX I13G sensor PNP	High temperature sensor REED	Straight connectors	Bracket for sensor ST	Bracket for sensor SHT	
Ø Page 1.3.15.14	Page 1.3.15.15	Page 1.3.15.15	Page 1.3.15.15	Page 1.3.15.16	Page 1.3.15.16	Page 1.3.15.17	Page 1.3.15.17	
32						ST-10	CD SHT 32T	
40						ST-10	CD SHT 40T	
50						ST-10	CD SHT 50T	
63						ST-10	CD SHT 63T	
80						ST-11	CD SHT 80T	
100						ST-11	CD SHT 100T	
125						ST-11	CD SHT 125T	
Sensor: PA6 Cable: PUR	Sensor: PA12 Cable: PUR	Sensor: PA Cable: PUR	Sensor: PA Cable: PVC	Sensor: Aluminium Cable: PTFE	Connector: PVC Contacts: Gilded brass Cable: PVC	Bracket: Anodised aluminium Screw and plate: steel	Bracket: Anodised aluminium Screw and plate: steel	

PISTON ROD ACCESSORIES

CD FF ... Female clevis with pin	Bore mm	Code	AA	AB	∅ AC	AD	AE	AF	AG	AH	AL	
	32	CD FF 32	10	$\begin{matrix} +0,37 \\ +0,15 \end{matrix}$ $\begin{matrix} +0,70 \\ +0,15 \end{matrix}$	M10 x 1,25	10	20	20	52	40	23	3
	40	CD FF 40	12		M12 x 1,25	12	24	24	62	48	28	4
	50	CD FF 50	16		M16 x 1,5	16	32	32	83	64	36	6
	63	CD FF 63	16		M16 x 1,5	16	32	32	83	64	36	6
	80	CD FF 80	20		M20 x 1,5	20	40	40	105	80	44	5
	100	CD FF 100	20		M20 x 1,5	20	40	40	105	80	44	5
	125	CD FF 125	30		M27 x 2	30	55	54	148	110	65	-

CD FF ... Clevis and clip in zinc plated steel / 1 piece each package

CD KJ ... Self-lubricating oscillating joint	Bore mm	Code	AB	∅ AC	AM	AN	AO	AP	AQ	∅ AR	∅ AS	∅ AT	AU	AV	AZ
	32	CD KJ 32	M10 x 1,25	10	20	17	28	14	10,5	12,9	15	19	6,5	43	57
	40	CD KJ 40	M12 x 1,25	12	22	19	32	16	12	15,4	17,5	22	6,5	50	66
	50	CD KJ 50	M16 x 1,5	16	28	22	42	21	15	19,3	22	27	8	64	85
	63	CD KJ 63	M16 x 1,5	16	28	22	42	21	15	19,3	22	27	8	64	85
	80	CD KJ 80	M20 x 1,5	20	33	30	50	25	18	24,3	27,5	34	10	77	102
	100	CD KJ 100	M20 x 1,5	20	33	30	50	25	18	24,3	27,5	34	10	77	102
	125	CD KJ 125	M27 x 2	30	51	41	70	37	25	34,8	40	50	15	110	145

CD KJ ... Joint in zinc plated steel, bush in sintered bronze, ring in hardened bearing steel / 1 piece each package

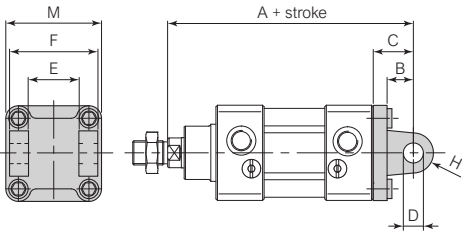
CD KK ... Self-aligning joint angular and radial	Bore mm	Code	A	B	C	D	E	∅ F	∅ G	∅ H	L	M	Ch1	Ch2	Ch3	°β	Static load daN
	32	CD KK 32	M10 x 1,25	71,5	20	7,5	35	14	22	32	2	22	12	19	30	8	500
	40	CD KK 40	M12 x 1,25	75,5	24	7,5	35	14	22	32	2	22	12	19	30	8	500
	50	CD KK 50	M16 x 1,5	104	32	10	53	22	32	45	2	30	20	27	41	6	1000
	63	CD KK 63	M16 x 1,5	104	32	10	53	22	32	45	2	30	20	27	41	6	1000
	80	CD KK 80	M20 x 1,5	119	40	10	53	22	32	45	2	37	20	27	41	6	1000
	100	CD KK 100	M20 x 1,5	119	40	10	53	22	32	45	2	37	20	27	41	6	1000
	125	CD KK 125	M27 x 2	147	54	10	60	32	57	70	2	48	24	54	65	8	3000

CD KK ... Joint and nut in zinc plated steel, pin in burnished steel / 1 piece each package

MOUNTING ACCESSORIES

CD 2801 ... / CD 2901 ...

Female hinge (MP2)

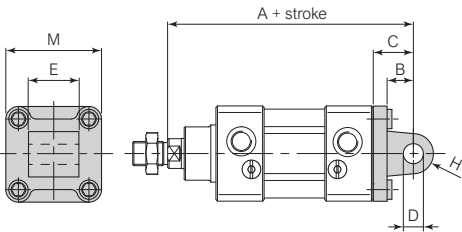


Bore mm	Code	A+	B	C	D	E	F	M	H	Fixing screw ISO 4762
32	CD 2801 32 CD 2901 32	142	13	22	10	26	45	45	10	M6 x 18
40	CD 2801 40 CD 2901 40	160	16	25	12	28	52	52	12	M6 x 18
50	CD 2801 50 CD 2901 50	170	16	27	12	32	60	65	12	M8 x 25
63	CD 2801 63 CD 2901 63	190	21	32	16	40	70	75	16	M8 x 25
80	CD 2801 80 CD 2901 80	210	22	36	16	50	90	95	16	M10 x 30
100	CD 2801 100 CD 2901 100	230	27	41	20	60	110	115	20	M10 x 30
125	CD 2801 125 CD 2901 125	275	30	50	25	70	130	140	25	M12 x 35

CD 2801 ... Light alloy / CD 2901 ... Painted steel black cataphoresis / 1 piece each package + 4 screws for fixing to cylinder

CD 2802 ... / CD 2902 ...

Male hinge (MP4)

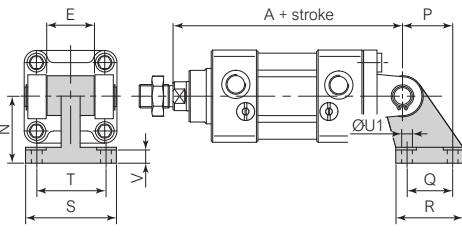


Bore mm	Code	A+	B	C	D	E	M	H	Fixing screw ISO 4762
32	CD 2802 32 CD 2902 32	142	13	22	10	26	45	10	M6 x 18
40	CD 2802 40 CD 2902 40	160	16	25	12	28	52	12	M6 x 18
50	CD 2802 50 CD 2902 50	170	16	27	12	32	65	12	M8 x 25
63	CD 2802 63 CD 2902 63	190	21	32	16	40	75	16	M8 x 25
80	CD 2802 80 CD 2902 80	210	22	36	16	50	95	16	M10 x 30
100	CD 2802 100 CD 2902 100	230	27	41	20	60	115	20	M10 x 30
125	CD 2802 125 CD 2902 125	275	30	50	25	70	140	25	M12 x 35

CD 2802 ... Light alloy / CD 2902 ... Painted steel black cataphoresis / 1 piece each package + 4 screws for fixing to cylinder

CD 2803 ... / CD 2903 ...

Square joint at 90° (AB7)

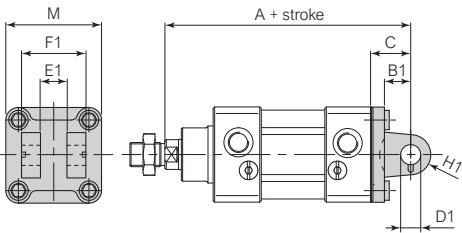


Bore mm	Code	A+	E	N	P	Q	R	S	T	ØU1	V
32	CD 2803 32 CD 2903 32	142	26	32	21	18	31	51	38	6,6	6,4
40	CD 2803 40 CD 2903 40	160	28	36	24	22	35	54	41	6,6	8,4
50	CD 2803 50 CD 2903 50	170	32	45	33	30	45	65	50	9	10,4
63	CD 2803 63 CD 2903 63	190	40	50	37	35	50	67	52	9	12,4
80	CD 2803 80 CD 2903 80	210	50	63	47	40	60	86	66	11	11,5
100	CD 2803 100 CD 2903 100	230	60	71	55	50	70	96	76	11	14,5
125	CD 2803 125 CD 2903 125	275	70	90	70	60	90	124	94	14	16,8

CD 2803 ... Light alloy / CD 2903 ... Painted steel black cataphoresis / 1 piece each package

CD 2804 ... / CD 2904 ...

Narrow female hinge (AB6)



Bore mm	Code	A+	B1	C	D1	E1	F1	H1	M	Fixing screw ISO 4762
32	CD 2804 32 CD 2904 32	142	13	22	10	14	34	10	45	M6 x 18
40	CD 2804 40 CD 2904 40	160	16	25	12	16	40	12	52	M6 x 18
50	CD 2804 50 CD 2904 50	170	16	27	16	21	45	14	65	M8 x 20
63	CD 2804 63 CD 2904 63	190	21	32	16	21	51	18	75	M8 x 20
80	CD 2804 80 CD 2904 80	210	22	36	20	25	65	20	95	M10 x 25
100	CD 2804 100 CD 2904 100	230	27	41	20	25	75	22	115	M10 x 25
125	CD 2804 125 CD 2904 125	275	30	50	30	37	97	25	140	M12 x 35

CS 2804 ... Light alloy / CS 2904 ... Painted steel black cataphoresis / 1 piece each package + 4 screws for fixing to cylinder

MOUNTING ACCESSORIES

CD 2805 ... / CD 2905 ... Narrow male hinge with articulated head (MP6)		Bore mm	Code	A+	B1	C	D1	E1	M	H2	Fixing screw ISO 4762
	32	CD 2805 32 CD 2905 32	142	±1,25	13	22	10	14	45	16	M6 x 18
	40	CD 2805 40 CD 2905 40	160		16	25	12	16	52	19	M6 x 18
	50	CD 2805 50 CD 2905 50	170		16	27	16	21	65	21	M8 x 20
	63	CD 2805 63 CD 2905 63	190	±1,6	21	32	16	21	75	24	M8 x 20
	80	CD 2805 80 CD 2905 80	210		22	36	20	25	95	28,5	M10 x 25
	100	CD 2805 100 CD 2905 100	230		27	41	20	25	115	30	M10 x 25
	125	CD 2805 125 CD 2905 125	275		±2	30	50	30	37	140	40

CD 2805 ... Light alloy / CD 2905 ... Painted steel black cataphoresis / 1 piece each package + 4 screws for fixing to cylinder

CD 2806 ... / CD 2906 ... Square joint at 90° with articulated head		Bore mm	Code	A+	E1	N	P	Q	R	S	T	ØU	V
	32	CD 2806 32 CD 2906 32	142	±1,25	14	32	21	18	31	51	38	6,6	8,5
	40	CD 2806 40 CD 2906 40	160		16	36	24	22	35	54	41	6,6	8,5
	50	CD 2806 50 CD 2906 50	170		21	45	33	30	45	65	50	9	10,5
	63	CD 2806 63 CD 2906 63	190	±1,6	21	50	37	35	50	67	52	9	10,5
	80	CD 2806 80 CD 2906 80	210		25	63	47	40	60	86	66	11	11,5
	100	CD 2806 100 CD 2906 100	230		25	71	55	50	70	96	76	11	12,5
	125	CD 2806 125 CD 2906 125	275		±2	37	90	70	60	90	124	94	13,5

CD 2806 ... Light alloy / CD 2906 ... Painted steel black cataphoresis / 1 piece each package

CD 2907 ... Front and rear flange ISO (MF1-MF2)		Bore mm	Code	A1+	B2	C1	D2	E2	F2	G	M	Fixing screw ISO 4762	
	32	CD 2907 32	130	±1,25	10	80	64	32	7	16	45	M6 x 18	
	40	CD 2907 40	145		10	90	72	36	9	20	±1,6	52	M6 x 18
	50	CD 2907 50	155		12	110	90	45	9	25	65	M8 x 20	
	63	CD 2907 63	170	±1,6	12	120	100	50	9	25	75	M8 x 20	
	80	CD 2907 80	190		16	150	126	63	12	30	±2	95	M10 x 20
	100	CD 2907 100	205		16	170	150	75	14	35	115	M10 x 20	
	125	CD 2907 125	245		±2	20	205	180	90	16	45	±2,5	140

CD 2907 ... White zinc plated steel / 1 piece each package + 4 screws for fixing to cylinder

CD 2908 ... Low foot pedestal (MS1)		Bore mm	Code	A2+	B3	C2	E2	ØG1	M	N	Q1+	V1	Fixing screw ISO 4762	
	32	CD 2908 32	144	±1,25	24	35	32	7	45	32	142	4	M6 x 18	
	40	CD 2908 40	163		28	36	36	9	52	36	161	±1,25	4	M6 x 18
	50	CD 2908 50	175		32	47	45	9	65	45	170	5	M8 x 20	
	63	CD 2908 63	190	±1,6	32	45	50	9	75	50	185	5	M8 x 20	
	80	CD 2908 80	215		41	55	63	12	95	63	210	±1,6	6	M10 x 25
	100	CD 2908 100	230		41	57	75	14	115	71	220	6	M10 x 25	
	125	CD 2908 125	270		±2	45	70	90	16	140	90	250	±2	8

CD 2908 ... White zinc plated steel / 1 piece each package + 2 screws for fixing to cylinder

MOUNTING ACCESSORIES

CD 2909 ... Not adjustable intermediate hinge (MT4) - Round tube and tie rods	Bore mm	Code	A3 h14	B4 h14	C3	Ø D3 e9	E3	Xmin	Xmax +
	32	CD 2909 32	50	12	46	12	15	67	79
	40	CD 2909 40	63	16	59	16	20	74	91
	50	CD 2909 50	75	16	69	16	20	81	95
	63	CD 2909 63	90	20	84	20	25	88	107
	80	CD 2909 80	110	20	102	20	25	100	120
	100	CD 2909 100	132	25	125	25	30	108	132
	125	CD 2909 125	160	25	155	25	32	126	164
CD 2909 ... White zinc plated steel / 1 piece each package									

CD 2909 ...R Adjustable intermediate hinge (MT4) - Round tube and tie rods	Bore mm	Code	A3 h14	B4 h14	C3	Ø D3 e9	E3	Xmin	Xmax +
	32	CD 2909 32R	50	12	46	12	15	67	79
	40	CD 2909 40R	63	16	59	16	20	74	91
	50	CD 2909 50R	75	16	69	16	20	81	95
	63	CD 2909 63R	90	20	84	20	25	88	107
	80	CD 2909 80R	110	20	102	20	25	100	120
	100	CD 2909 100R	132	25	125	25	30	108	132
	125	CD 2909 125R	160	25	155	25	32	126	164
CD2909 ... R White zinc plated steel / 1 piece each package + 8 set head screws for fixing to cylinder									

CD 2909 ...TQ Adjustable intermediate hinge (MT4) - Square tube	Bore mm	Code	A3 h14	B4 h14	C3	Ø D3 e9	E3	F3	Xmin	Xmax +
	32	CD 2909 32TQ	50	12	50	12	18	70	68	78
	40	CD 2909 40TQ	62	16	62	16	20	78	74	91
	50	CD 2909 50TQ	74	16	74	16	20	91	81	95
	63	CD 2909 63TQ	88	20	88	20	25	94	88	107
	80	CD 2909 80TQ	109	20	109	20	25	130	100	120
	100	CD 2909 100TQ	130	25	130	25	30	145	108	132
	125	CD 2909 125TQ	155	25	155	25	32	154	126	164
CD2909 ... TQ White zinc plated steel / 1 piece each package + 8 set head screws for fixing to cylinder										

CD 2910 ... Support for intermediate hinge (AT4)	Bore mm	Code	A3 h14	A4	B5	C4	Ø D3 F7	E4 ±0,2	F3 ±0,5	Ø G2 H13	Ø G3 H13	M1	N1 ±0,1
	32	CD 2910 32	50	46	71	86	12	32	7	6,6	11	30	15
	40	CD 2910 40	63	55	87	105	16	36	9	9	15	36	18
	50	CD 2910 50	75	55	99	117	16	36	9	9	15	36	18
	63	CD 2910 63	90	65	116	136	20	42	11	11	18	40	20
	80	CD 2910 80	110	65	136	156	20	42	11	11	18	40	20
	100	CD 2910 100	132	75	164	189	25	50	13	14	20	50	25
	125	CD 2910 125	160	75	192	217	25	50	13	14	20	50	25
CD 2910 ... White zinc plated steel, bush in sintered bronze / 2 pieces each package													

MOUNTING ACCESSORIES

CD SEC ... Pin for female hinge MP2 (AA4)	Bore mm	Code	Ø EK e8	EL $\begin{matrix} +0,3 \\ 0 \end{matrix}$	L
	32	CD SEC 32	10	46	53
	40	CD SEC 40	12	53	60
	50	CD SEC 50	12	61	68
	63	CD SEC 63	16	71	78
	80	CD SEC 80	16	91	98
	100	CD SEC 100	20	111	118
	125	CD SEC 125	25	132	139

CD SEC ... White zinc plated steel / 1 piece each package + 2 retaining rings DIN 471

CD SECH ... Pin for female hinge MP6 (AA6)	Bore mm	Code	B	Ø EK f7	EL1 $\begin{matrix} +0,5 \\ +0,3 \end{matrix}$	H $\begin{matrix} 0 \\ -0,5 \end{matrix}$	L1	Ø P h12	
	32	CD SECH 32	4,5	10	32,5	14	41	3	
	40	CD SECH 40	6	0 -1	12	38	16	48	4
	50	CD SECH 50	6		16	43	20	54	4
	63	CD SECH 63	6		16	49	20	60	4
	80	CD SECH 80	6		20	63	24	75	4
	100	CD SECH 100	6		20	73	24	85	4
	125	CD SECH 125	9	0 -2	30	94	36	110	6

CD SECH ... White zinc plated steel / 1 piece each package + 1 retaining ring DIN 471